

**Year 6 Professional Work Experience  
Acute Case Report**

**Student Name:** Mr Shahzad Ahmad  
**Attachment:** PWE In Surgery  
**Hospital:** Northwick Park Hospital  
**Date:** 30 April 2012 to 18 May 2012

**CID:** 469308



This assessment should be performed under 'exam' conditions. The student should be allocated a case to clerk whom she/he has not previously seen. The student should be allocated 45 minutes to take a history and examine the patient, and then given 10 minutes to complete their write-up. The assessors should then examine the student on their findings for 15 minutes, completing the marking sheet and awarding a grade. This form should be returned to the FEO **by the student** along with their clerking notes, within 2 weeks of completing the attachment. The PWE assessment form should be returned to the FEO by the student.

CRITERIA FOR ASSESSMENT	MAXIMUM MARK	AWARDED MARK
History content (full, relevant, and focussed to acute presenting complaint)	5	
Physical examination findings, systematically reported, and appropriate highlighting of abnormal findings	5	
Demonstrating of examination of main system involved with presenting complaint, and correct identification of relevant abnormal physical findings	5	
Formulation of a working diagnosis and possible differential diagnoses	2	
Initial Investigation plan, with appropriate use of key tests, giving reasons and priority	4	
Initial treatment plan, including immediate and subsequent therapeutic options relating to primary diagnosis	4	
Involvement of other Healthcare Professionals in patient management, and discharge planning issues	3	
Ethical considerations, discussion on patient involvement and acceptance of proposed plan of action	3	
Presentation of case report, fluency and competence in interpretation of history and examination findings	2	
Clarity and coherence of written case notes, conclusions and investigation/management plan	2	
	<b>TOTAL</b>	
<b>TOTAL MARK (Out of 35): (A) 30-35=Exceptional, (B) 24-29=Good pass, (C) 16-23=Pass, (D) 9-15 Poor, (E) 1-8 Very Poor</b>		

**SUPERVISOR COMMENTS**

Supervisor Signature:	Date:	Students awarded an <b>E</b> grade will be required to repeat the report
Print Name:	Position:	
		<b>ACUTE CASE REPORT GRADE</b>
Student Signature:	Date:	A – Outstanding
		B – Good
		C – Satisfactory
		D – Poor
		E – Very Poor

**Please comment on students strengths and suggested areas of improvement :**

**Student Name:** Miss Ferdousi Akhter  
**Attachment:** PWE In Medicine  
**Hospital:** St Mary's Hospital  
**Date:** 30 April 2012 to 18 May 2012

**CID:** 412866



This assessment should be performed under 'exam' conditions. The student should be allocated a case to clerk whom she/he has not previously seen. The student should be allocated 45 minutes to take a history and examine the patient, and then given 10 minutes to complete their write-up. The assessors should then examine the student on their findings for 15 minutes, completing the marking sheet and awarding a grade. This form should be returned to the FEO **by the student** along with their clerking notes, within 2 weeks of completing the attachment. The PWE assessment form should be returned to the FEO by the student.

CRITERIA FOR ASSESSMENT	MAXIMUM MARK	AWARDED MARK
History content (full, relevant, and focussed to acute presenting complaint)	5	
Physical examination findings, systematically reported, and appropriate highlighting of abnormal findings	5	
Demonstrating of examination of main system involved with presenting complaint, and correct identification of relevant abnormal physical findings	5	
Formulation of a working diagnosis and possible differential diagnoses	2	
Initial Investigation plan, with appropriate use of key tests, giving reasons and priority	4	
Initial treatment plan, including immediate and subsequent therapeutic options relating to primary diagnosis	4	
Involvement of other Healthcare Professionals in patient management, and discharge planning issues	3	
Ethical considerations, discussion on patient involvement and acceptance of proposed plan of action	3	
Presentation of case report, fluency and competence in interpretation of history and examination findings	2	
Clarity and coherence of written case notes, conclusions and investigation/management plan	2	
	<b>TOTAL</b>	
<b>TOTAL MARK (Out of 35): (A) 30-35=Exceptional, (B) 24-29=Good pass, (C) 16-23=Pass, (D) 9-15 Poor, (E) 1-8 Very Poor</b>		

**SUPERVISOR COMMENTS**

Supervisor Signature:	Date:	Students awarded an <b>E</b> grade will be required to repeat the report
Print Name:	Position:	
		<b>ACUTE CASE REPORT GRADE</b>
Student Signature:	Date:	A – Outstanding
		B – Good
		C – Satisfactory
		D – Poor
		E – Very Poor

**Please comment on students strengths and suggested areas of improvement :**

**Year 6 Professional Work Experience  
Acute Case Report**

**Student Name:** Mr Karim Khalid Amer  
**Attachment:** PWE In Surgery  
**Hospital:** Northwick Park Hospital  
**Date:** 30 April 2012 to 18 May 2012

**CID:** 472803



This assessment should be performed under 'exam' conditions. The student should be allocated a case to clerk whom she/he has not previously seen. The student should be allocated 45 minutes to take a history and examine the patient, and then given 10 minutes to complete their write-up. The assessors should then examine the student on their findings for 15 minutes, completing the marking sheet and awarding a grade. This form should be returned to the FEO **by the student** along with their clerking notes, within 2 weeks of completing the attachment. The PWE assessment form should be returned to the FEO by the student.

CRITERIA FOR ASSESSMENT	MAXIMUM MARK	AWARDED MARK
History content (full, relevant, and focussed to acute presenting complaint)	5	
Physical examination findings, systematically reported, and appropriate highlighting of abnormal findings	5	
Demonstrating of examination of main system involved with presenting complaint, and correct identification of relevant abnormal physical findings	5	
Formulation of a working diagnosis and possible differential diagnoses	2	
Initial Investigation plan, with appropriate use of key tests, giving reasons and priority	4	
Initial treatment plan, including immediate and subsequent therapeutic options relating to primary diagnosis	4	
Involvement of other Healthcare Professionals in patient management, and discharge planning issues	3	
Ethical considerations, discussion on patient involvement and acceptance of proposed plan of action	3	
Presentation of case report, fluency and competence in interpretation of history and examination findings	2	
Clarity and coherence of written case notes, conclusions and investigation/management plan	2	
	<b>TOTAL</b>	
<b>TOTAL MARK (Out of 35): (A) 30-35=Exceptional, (B) 24-29=Good pass, (C) 16-23=Pass, (D) 9-15 Poor, (E) 1-8 Very Poor</b>		

**SUPERVISOR COMMENTS**

Supervisor Signature:	Date:	Students awarded an <b>E</b> grade will be required to repeat the report
Print Name:	Position:	<b>ACUTE CASE REPORT GRADE</b>
Student Signature:	Date:	A – Outstanding
		B – Good
		C – Satisfactory
		D – Poor
E – Very Poor		

**Please comment on students strengths and suggested areas of improvement :**

**Year 6 Professional Work Experience  
Acute Case Report**

**Student Name:** Miss Sarah Annon  
**Attachment:** PWE In Medicine  
**Hospital:** Chelsea and Westminster Hospital  
**Date:** 30 April 2012 to 18 May 2012

**CID:** 470347



This assessment should be performed under 'exam' conditions. The student should be allocated a case to clerk whom she/he has not previously seen. The student should be allocated 45 minutes to take a history and examine the patient, and then given 10 minutes to complete their write-up. The assessors should then examine the student on their findings for 15 minutes, completing the marking sheet and awarding a grade. This form should be returned to the FEO **by the student** along with their clerking notes, within 2 weeks of completing the attachment. The PWE assessment form should be returned to the FEO by the student.

CRITERIA FOR ASSESSMENT	MAXIMUM MARK	AWARDED MARK
History content (full, relevant, and focussed to acute presenting complaint)	5	
Physical examination findings, systematically reported, and appropriate highlighting of abnormal findings	5	
Demonstrating of examination of main system involved with presenting complaint, and correct identification of relevant abnormal physical findings	5	
Formulation of a working diagnosis and possible differential diagnoses	2	
Initial Investigation plan, with appropriate use of key tests, giving reasons and priority	4	
Initial treatment plan, including immediate and subsequent therapeutic options relating to primary diagnosis	4	
Involvement of other Healthcare Professionals in patient management, and discharge planning issues	3	
Ethical considerations, discussion on patient involvement and acceptance of proposed plan of action	3	
Presentation of case report, fluency and competence in interpretation of history and examination findings	2	
Clarity and coherence of written case notes, conclusions and investigation/management plan	2	
	<b>TOTAL</b>	
<b>TOTAL MARK (Out of 35): (A) 30-35=Exceptional, (B) 24-29=Good pass, (C) 16-23=Pass, (D) 9-15 Poor, (E) 1-8 Very Poor</b>		

**SUPERVISOR COMMENTS**

Supervisor Signature:	Date:	Students awarded an <b>E</b> grade will be required to repeat the report
Print Name:	Position:	
		<b>ACUTE CASE REPORT GRADE</b>
Student Signature:	Date:	A – Outstanding
		B – Good
		C – Satisfactory
		D – Poor
		E – Very Poor

**Please comment on students strengths and suggested areas of improvement :**

**Student Name:** Miss Primala Ashokan  
**Attachment:** PWE In Medicine  
**Hospital:** Ealing Hospital  
**Date:** 30 April 2012 to 18 May 2012

**CID:** 467069



This assessment should be performed under 'exam' conditions. The student should be allocated a case to clerk whom she/he has not previously seen. The student should be allocated 45 minutes to take a history and examine the patient, and then given 10 minutes to complete their write-up. The assessors should then examine the student on their findings for 15 minutes, completing the marking sheet and awarding a grade. This form should be returned to the FEO **by the student** along with their clerking notes, within 2 weeks of completing the attachment. The PWE assessment form should be returned to the FEO by the student.

CRITERIA FOR ASSESSMENT	MAXIMUM MARK	AWARDED MARK
History content (full, relevant, and focussed to acute presenting complaint)	5	
Physical examination findings, systematically reported, and appropriate highlighting of abnormal findings	5	
Demonstrating of examination of main system involved with presenting complaint, and correct identification of relevant abnormal physical findings	5	
Formulation of a working diagnosis and possible differential diagnoses	2	
Initial Investigation plan, with appropriate use of key tests, giving reasons and priority	4	
Initial treatment plan, including immediate and subsequent therapeutic options relating to primary diagnosis	4	
Involvement of other Healthcare Professionals in patient management, and discharge planning issues	3	
Ethical considerations, discussion on patient involvement and acceptance of proposed plan of action	3	
Presentation of case report, fluency and competence in interpretation of history and examination findings	2	
Clarity and coherence of written case notes, conclusions and investigation/management plan	2	
	<b>TOTAL</b>	
<b>TOTAL MARK (Out of 35): (A) 30-35=Exceptional, (B) 24-29=Good pass, (C) 16-23=Pass, (D) 9-15 Poor, (E) 1-8 Very Poor</b>		

**SUPERVISOR COMMENTS**

Supervisor Signature:	Date:	Students awarded an <b>E</b> grade will be required to repeat the report
Print Name:	Position:	
		<b>ACUTE CASE REPORT GRADE</b>
Student Signature:	Date:	A – Outstanding
		B – Good
		C – Satisfactory
		D – Poor
		E – Very Poor

**Please comment on students strengths and suggested areas of improvement :**

**Year 6 Professional Work Experience  
Acute Case Report**

**Student Name:** Mr Alec Aslanyan  
**Attachment:** PWE In Medicine  
**Hospital:** Charing Cross Hospital  
**Date:** 30 April 2012 to 18 May 2012

**CID:** 466088



This assessment should be performed under 'exam' conditions. The student should be allocated a case to clerk whom she/he has not previously seen. The student should be allocated 45 minutes to take a history and examine the patient, and then given 10 minutes to complete their write-up. The assessors should then examine the student on their findings for 15 minutes, completing the marking sheet and awarding a grade. This form should be returned to the FEO **by the student** along with their clerking notes, within 2 weeks of completing the attachment. The PWE assessment form should be returned to the FEO by the student.

CRITERIA FOR ASSESSMENT	MAXIMUM MARK	AWARDED MARK
History content (full, relevant, and focussed to acute presenting complaint)	5	
Physical examination findings, systematically reported, and appropriate highlighting of abnormal findings	5	
Demonstrating of examination of main system involved with presenting complaint, and correct identification of relevant abnormal physical findings	5	
Formulation of a working diagnosis and possible differential diagnoses	2	
Initial Investigation plan, with appropriate use of key tests, giving reasons and priority	4	
Initial treatment plan, including immediate and subsequent therapeutic options relating to primary diagnosis	4	
Involvement of other Healthcare Professionals in patient management, and discharge planning issues	3	
Ethical considerations, discussion on patient involvement and acceptance of proposed plan of action	3	
Presentation of case report, fluency and competence in interpretation of history and examination findings	2	
Clarity and coherence of written case notes, conclusions and investigation/management plan	2	
	<b>TOTAL</b>	
<b>TOTAL MARK (Out of 35): (A) 30-35=Exceptional, (B) 24-29=Good pass, (C) 16-23=Pass, (D) 9-15 Poor, (E) 1-8 Very Poor</b>		

**SUPERVISOR COMMENTS**

Supervisor Signature:	Date:	Students awarded an <b>E</b> grade will be required to repeat the report
Print Name:	Position:	
		<b>ACUTE CASE REPORT GRADE</b>
Student Signature:	Date:	A – Outstanding
		B – Good
		C – Satisfactory
		D – Poor
		E – Very Poor

**Please comment on students strengths and suggested areas of improvement :**

**Student Name:** Miss Amrita Banerjee  
**Attachment:** PWE In Surgery  
**Hospital:** West Middlesex Hospital  
**Date:** 30 April 2012 to 18 May 2012

**CID:** 467519



This assessment should be performed under 'exam' conditions. The student should be allocated a case to clerk whom she/he has not previously seen. The student should be allocated 45 minutes to take a history and examine the patient, and then given 10 minutes to complete their write-up. The assessors should then examine the student on their findings for 15 minutes, completing the marking sheet and awarding a grade. This form should be returned to the FEO **by the student** along with their clerking notes, within 2 weeks of completing the attachment. The PWE assessment form should be returned to the FEO by the student.

CRITERIA FOR ASSESSMENT	MAXIMUM MARK	AWARDED MARK
History content (full, relevant, and focussed to acute presenting complaint)	5	
Physical examination findings, systematically reported, and appropriate highlighting of abnormal findings	5	
Demonstrating of examination of main system involved with presenting complaint, and correct identification of relevant abnormal physical findings	5	
Formulation of a working diagnosis and possible differential diagnoses	2	
Initial Investigation plan, with appropriate use of key tests, giving reasons and priority	4	
Initial treatment plan, including immediate and subsequent therapeutic options relating to primary diagnosis	4	
Involvement of other Healthcare Professionals in patient management, and discharge planning issues	3	
Ethical considerations, discussion on patient involvement and acceptance of proposed plan of action	3	
Presentation of case report, fluency and competence in interpretation of history and examination findings	2	
Clarity and coherence of written case notes, conclusions and investigation/management plan	2	
	<b>TOTAL</b>	
<b>TOTAL MARK (Out of 35): (A) 30-35=Exceptional, (B) 24-29=Good pass, (C) 16-23=Pass, (D) 9-15 Poor, (E) 1-8 Very Poor</b>		

**SUPERVISOR COMMENTS**

Supervisor Signature:	Date:	Students awarded an <b>E</b> grade will be required to repeat the report
Print Name:	Position:	
		<b>ACUTE CASE REPORT GRADE</b>
Student Signature:	Date:	A – Outstanding
		B – Good
		C – Satisfactory
		D – Poor
		E – Very Poor

**Please comment on students strengths and suggested areas of improvement :**

**Year 6 Professional Work Experience  
Acute Case Report**

**Student Name:** Mr Sam Barclay **CID:** 472031  
**Attachment:** PWE In Medicine  
**Hospital:** Chelsea and Westminster Hospital  
**Date:** 30 April 2012 to 18 May 2012



This assessment should be performed under 'exam' conditions. The student should be allocated a case to clerk whom she/he has not previously seen. The student should be allocated 45 minutes to take a history and examine the patient, and then given 10 minutes to complete their write-up. The assessors should then examine the student on their findings for 15 minutes, completing the marking sheet and awarding a grade. This form should be returned to the FEO **by the student** along with their clerking notes, within 2 weeks of completing the attachment. The PWE assessment form should be returned to the FEO by the student.

CRITERIA FOR ASSESSMENT	MAXIMUM MARK	AWARDED MARK
History content (full, relevant, and focussed to acute presenting complaint)	5	
Physical examination findings, systematically reported, and appropriate highlighting of abnormal findings	5	
Demonstrating of examination of main system involved with presenting complaint, and correct identification of relevant abnormal physical findings	5	
Formulation of a working diagnosis and possible differential diagnoses	2	
Initial Investigation plan, with appropriate use of key tests, giving reasons and priority	4	
Initial treatment plan, including immediate and subsequent therapeutic options relating to primary diagnosis	4	
Involvement of other Healthcare Professionals in patient management, and discharge planning issues	3	
Ethical considerations, discussion on patient involvement and acceptance of proposed plan of action	3	
Presentation of case report, fluency and competence in interpretation of history and examination findings	2	
Clarity and coherence of written case notes, conclusions and investigation/management plan	2	
	<b>TOTAL</b>	
<b>TOTAL MARK (Out of 35): (A) 30-35=Exceptional, (B) 24-29=Good pass, (C) 16-23=Pass, (D) 9-15 Poor, (E) 1-8 Very Poor</b>		

**SUPERVISOR COMMENTS**

Supervisor Signature:	Date:	Students awarded an <b>E</b> grade will be required to repeat the report
Print Name:	Position:	<b>ACUTE CASE REPORT GRADE</b>
Student Signature:	Date:	A – Outstanding
		B – Good
		C – Satisfactory
		D – Poor
		E – Very Poor

**Please comment on students strengths and suggested areas of improvement :**



**Year 6 Professional Work Experience  
Acute Case Report**

**Student Name:** Mr Christopher John Bassett **CID:** 352995  
**Attachment:** PWE In Medicine  
**Hospital:** Chelsea and Westminster Hospital  
**Date:** 30 April 2012 to 18 May 2012



This assessment should be performed under 'exam' conditions. The student should be allocated a case to clerk whom she/he has not previously seen. The student should be allocated 45 minutes to take a history and examine the patient, and then given 10 minutes to complete their write-up. The assessors should then examine the student on their findings for 15 minutes, completing the marking sheet and awarding a grade. This form should be returned to the FEO **by the student** along with their clerking notes, within 2 weeks of completing the attachment. The PWE assessment form should be returned to the FEO by the student.

CRITERIA FOR ASSESSMENT	MAXIMUM MARK	AWARDED MARK
History content (full, relevant, and focussed to acute presenting complaint)	5	
Physical examination findings, systematically reported, and appropriate highlighting of abnormal findings	5	
Demonstrating of examination of main system involved with presenting complaint, and correct identification of relevant abnormal physical findings	5	
Formulation of a working diagnosis and possible differential diagnoses	2	
Initial Investigation plan, with appropriate use of key tests, giving reasons and priority	4	
Initial treatment plan, including immediate and subsequent therapeutic options relating to primary diagnosis	4	
Involvement of other Healthcare Professionals in patient management, and discharge planning issues	3	
Ethical considerations, discussion on patient involvement and acceptance of proposed plan of action	3	
Presentation of case report, fluency and competence in interpretation of history and examination findings	2	
Clarity and coherence of written case notes, conclusions and investigation/management plan	2	
	<b>TOTAL</b>	
<b>TOTAL MARK (Out of 35): (A) 30-35=Exceptional, (B) 24-29=Good pass, (C) 16-23=Pass, (D) 9-15 Poor, (E) 1-8 Very Poor</b>		

**SUPERVISOR COMMENTS**

Supervisor Signature:	Date:	Students awarded an <b>E</b> grade will be required to repeat the report
Print Name:	Position:	
		<b>ACUTE CASE REPORT GRADE</b>
Student Signature:	Date:	A – Outstanding
		B – Good
		C – Satisfactory
		D – Poor
		E – Very Poor

**Please comment on students strengths and suggested areas of improvement :**

**Year 6 Professional Work Experience  
Acute Case Report**

**Student Name:** Mr Jack Laurence Beadle  
**Attachment:** PWE In Medicine  
**Hospital:** Central Middlesex Hospital  
**Date:** 30 April 2012 to 18 May 2012

**CID:** 469056



This assessment should be performed under 'exam' conditions. The student should be allocated a case to clerk whom she/he has not previously seen. The student should be allocated 45 minutes to take a history and examine the patient, and then given 10 minutes to complete their write-up. The assessors should then examine the student on their findings for 15 minutes, completing the marking sheet and awarding a grade. This form should be returned to the FEO **by the student** along with their clerking notes, within 2 weeks of completing the attachment. The PWE assessment form should be returned to the FEO by the student.

CRITERIA FOR ASSESSMENT	MAXIMUM MARK	AWARDED MARK
History content (full, relevant, and focussed to acute presenting complaint)	5	
Physical examination findings, systematically reported, and appropriate highlighting of abnormal findings	5	
Demonstrating of examination of main system involved with presenting complaint, and correct identification of relevant abnormal physical findings	5	
Formulation of a working diagnosis and possible differential diagnoses	2	
Initial Investigation plan, with appropriate use of key tests, giving reasons and priority	4	
Initial treatment plan, including immediate and subsequent therapeutic options relating to primary diagnosis	4	
Involvement of other Healthcare Professionals in patient management, and discharge planning issues	3	
Ethical considerations, discussion on patient involvement and acceptance of proposed plan of action	3	
Presentation of case report, fluency and competence in interpretation of history and examination findings	2	
Clarity and coherence of written case notes, conclusions and investigation/management plan	2	
	<b>TOTAL</b>	
<b>TOTAL MARK (Out of 35): (A) 30-35=Exceptional, (B) 24-29=Good pass, (C) 16-23=Pass, (D) 9-15 Poor, (E) 1-8 Very Poor</b>		

**SUPERVISOR COMMENTS**

Supervisor Signature:	Date:	Students awarded an <b>E</b> grade will be required to repeat the report
Print Name:	Position:	
		<b>ACUTE CASE REPORT GRADE</b>
Student Signature:	Date:	A – Outstanding
		B – Good
		C – Satisfactory
		D – Poor
		E – Very Poor

**Please comment on students strengths and suggested areas of improvement :**

**Year 6 Professional Work Experience  
Acute Case Report**

**Student Name:** Mr Aidan Scott Maxwell Benson **CID:** 555265  
**Attachment:** PWE In Medicine  
**Hospital:** West Middlesex Hospital  
**Date:** 30 April 2012 to 18 May 2012



This assessment should be performed under 'exam' conditions. The student should be allocated a case to clerk whom she/he has not previously seen. The student should be allocated 45 minutes to take a history and examine the patient, and then given 10 minutes to complete their write-up. The assessors should then examine the student on their findings for 15 minutes, completing the marking sheet and awarding a grade. This form should be returned to the FEO **by the student** along with their clerking notes, within 2 weeks of completing the attachment. The PWE assessment form should be returned to the FEO by the student.

CRITERIA FOR ASSESSMENT	MAXIMUM MARK	AWARDED MARK
History content (full, relevant, and focussed to acute presenting complaint)	5	
Physical examination findings, systematically reported, and appropriate highlighting of abnormal findings	5	
Demonstrating of examination of main system involved with presenting complaint, and correct identification of relevant abnormal physical findings	5	
Formulation of a working diagnosis and possible differential diagnoses	2	
Initial Investigation plan, with appropriate use of key tests, giving reasons and priority	4	
Initial treatment plan, including immediate and subsequent therapeutic options relating to primary diagnosis	4	
Involvement of other Healthcare Professionals in patient management, and discharge planning issues	3	
Ethical considerations, discussion on patient involvement and acceptance of proposed plan of action	3	
Presentation of case report, fluency and competence in interpretation of history and examination findings	2	
Clarity and coherence of written case notes, conclusions and investigation/management plan	2	
	<b>TOTAL</b>	
<b>TOTAL MARK (Out of 35): (A) 30-35=Exceptional, (B) 24-29=Good pass, (C) 16-23=Pass, (D) 9-15 Poor, (E) 1-8 Very Poor</b>		

**SUPERVISOR COMMENTS**

Supervisor Signature:	Date:	Students awarded an <b>E</b> grade will be required to repeat the report
Print Name:	Position:	
		<b>ACUTE CASE REPORT GRADE</b>
Student Signature:	Date:	A – Outstanding
		B – Good
		C – Satisfactory
		D – Poor
		E – Very Poor

**Please comment on students strengths and suggested areas of improvement :**

**Year 6 Professional Work Experience  
Acute Case Report**

**Student Name:** Mr Arindam Biswas  
**Attachment:** PWE In Surgery  
**Hospital:** Northwick Park Hospital  
**Date:** 30 April 2012 to 18 May 2012

**CID:** 467163



This assessment should be performed under 'exam' conditions. The student should be allocated a case to clerk whom she/he has not previously seen. The student should be allocated 45 minutes to take a history and examine the patient, and then given 10 minutes to complete their write-up. The assessors should then examine the student on their findings for 15 minutes, completing the marking sheet and awarding a grade. This form should be returned to the FEO **by the student** along with their clerking notes, within 2 weeks of completing the attachment. The PWE assessment form should be returned to the FEO by the student.

CRITERIA FOR ASSESSMENT	MAXIMUM MARK	AWARDED MARK
History content (full, relevant, and focussed to acute presenting complaint)	5	
Physical examination findings, systematically reported, and appropriate highlighting of abnormal findings	5	
Demonstrating of examination of main system involved with presenting complaint, and correct identification of relevant abnormal physical findings	5	
Formulation of a working diagnosis and possible differential diagnoses	2	
Initial Investigation plan, with appropriate use of key tests, giving reasons and priority	4	
Initial treatment plan, including immediate and subsequent therapeutic options relating to primary diagnosis	4	
Involvement of other Healthcare Professionals in patient management, and discharge planning issues	3	
Ethical considerations, discussion on patient involvement and acceptance of proposed plan of action	3	
Presentation of case report, fluency and competence in interpretation of history and examination findings	2	
Clarity and coherence of written case notes, conclusions and investigation/management plan	2	
	<b>TOTAL</b>	
<b>TOTAL MARK (Out of 35): (A) 30-35=Exceptional, (B) 24-29=Good pass, (C) 16-23=Pass, (D) 9-15 Poor, (E) 1-8 Very Poor</b>		


**SUPERVISOR COMMENTS**

Supervisor Signature:	Date:	Students awarded an <b>E</b> grade will be required to repeat the report
Print Name:	Position:	
		<b>ACUTE CASE REPORT GRADE</b>
Student Signature:	Date:	A – Outstanding
		B – Good
		C – Satisfactory
		D – Poor
		E – Very Poor

**Please comment on students strengths and suggested areas of improvement :**

**Year 6 Professional Work Experience  
Acute Case Report**

**Student Name:** Miss Emily Jane Bottle **CID:** 467771  
**Attachment:** PWE In Surgery  
**Hospital:** Chelsea and Westminster Hospital  
**Date:** 30 April 2012 to 18 May 2012



This assessment should be performed under 'exam' conditions. The student should be allocated a case to clerk whom she/he has not previously seen. The student should be allocated 45 minutes to take a history and examine the patient, and then given 10 minutes to complete their write-up. The assessors should then examine the student on their findings for 15 minutes, completing the marking sheet and awarding a grade. This form should be returned to the FEO **by the student** along with their clerking notes, within 2 weeks of completing the attachment. The PWE assessment form should be returned to the FEO by the student.

CRITERIA FOR ASSESSMENT	MAXIMUM MARK	AWARDED MARK
History content (full, relevant, and focussed to acute presenting complaint)	5	
Physical examination findings, systematically reported, and appropriate highlighting of abnormal findings	5	
Demonstrating of examination of main system involved with presenting complaint, and correct identification of relevant abnormal physical findings	5	
Formulation of a working diagnosis and possible differential diagnoses	2	
Initial Investigation plan, with appropriate use of key tests, giving reasons and priority	4	
Initial treatment plan, including immediate and subsequent therapeutic options relating to primary diagnosis	4	
Involvement of other Healthcare Professionals in patient management, and discharge planning issues	3	
Ethical considerations, discussion on patient involvement and acceptance of proposed plan of action	3	
Presentation of case report, fluency and competence in interpretation of history and examination findings	2	
Clarity and coherence of written case notes, conclusions and investigation/management plan	2	
	<b>TOTAL</b>	
<b>TOTAL MARK (Out of 35): (A) 30-35=Exceptional, (B) 24-29=Good pass, (C) 16-23=Pass, (D) 9-15 Poor, (E) 1-8 Very Poor</b>		

**SUPERVISOR COMMENTS**

Supervisor Signature:	Date:	Students awarded an <b>E</b> grade will be required to repeat the report
Print Name:	Position:	
		<b>ACUTE CASE REPORT GRADE</b>
Student Signature:	Date:	A – Outstanding
		B – Good
		C – Satisfactory
		D – Poor
		E – Very Poor

**Please comment on students strengths and suggested areas of improvement :**

**Student Name:** Mr James John Rowland Budge **CID:** 554636  
**Attachment:** PWE In Medicine  
**Hospital:** St Mary's Hospital  
**Date:** 30 April 2012 to 18 May 2012



This assessment should be performed under 'exam' conditions. The student should be allocated a case to clerk whom she/he has not previously seen. The student should be allocated 45 minutes to take a history and examine the patient, and then given 10 minutes to complete their write-up. The assessors should then examine the student on their findings for 15 minutes, completing the marking sheet and awarding a grade. This form should be returned to the FEO **by the student** along with their clerking notes, within 2 weeks of completing the attachment. The PWE assessment form should be returned to the FEO by the student.

CRITERIA FOR ASSESSMENT	MAXIMUM MARK	AWARDED MARK
History content (full, relevant, and focussed to acute presenting complaint)	5	
Physical examination findings, systematically reported, and appropriate highlighting of abnormal findings	5	
Demonstrating of examination of main system involved with presenting complaint, and correct identification of relevant abnormal physical findings	5	
Formulation of a working diagnosis and possible differential diagnoses	2	
Initial Investigation plan, with appropriate use of key tests, giving reasons and priority	4	
Initial treatment plan, including immediate and subsequent therapeutic options relating to primary diagnosis	4	
Involvement of other Healthcare Professionals in patient management, and discharge planning issues	3	
Ethical considerations, discussion on patient involvement and acceptance of proposed plan of action	3	
Presentation of case report, fluency and competence in interpretation of history and examination findings	2	
Clarity and coherence of written case notes, conclusions and investigation/management plan	2	
	<b>TOTAL</b>	
<b>TOTAL MARK (Out of 35): (A) 30-35=Exceptional, (B) 24-29=Good pass, (C) 16-23=Pass, (D) 9-15 Poor, (E) 1-8 Very Poor</b>		

**SUPERVISOR COMMENTS**

Supervisor Signature:	Date:	Students awarded an <b>E</b> grade will be required to repeat the report
Print Name:	Position:	
		<b>ACUTE CASE REPORT GRADE</b>
Student Signature:	Date:	A – Outstanding
		B – Good
		C – Satisfactory
		D – Poor
		E – Very Poor

**Please comment on students strengths and suggested areas of improvement :**

**Year 6 Professional Work Experience  
Acute Case Report**

**Student Name:** Miss Courtney Burtenshaw  
**Attachment:** PWE In Surgery  
**Hospital:** West Middlesex Hospital  
**Date:** 30 April 2012 to 18 May 2012

**CID:** 468240



This assessment should be performed under 'exam' conditions. The student should be allocated a case to clerk whom she/he has not previously seen. The student should be allocated 45 minutes to take a history and examine the patient, and then given 10 minutes to complete their write-up. The assessors should then examine the student on their findings for 15 minutes, completing the marking sheet and awarding a grade. This form should be returned to the FEO **by the student** along with their clerking notes, within 2 weeks of completing the attachment. The PWE assessment form should be returned to the FEO by the student.

CRITERIA FOR ASSESSMENT	MAXIMUM MARK	AWARDED MARK
History content (full, relevant, and focussed to acute presenting complaint)	5	
Physical examination findings, systematically reported, and appropriate highlighting of abnormal findings	5	
Demonstrating of examination of main system involved with presenting complaint, and correct identification of relevant abnormal physical findings	5	
Formulation of a working diagnosis and possible differential diagnoses	2	
Initial Investigation plan, with appropriate use of key tests, giving reasons and priority	4	
Initial treatment plan, including immediate and subsequent therapeutic options relating to primary diagnosis	4	
Involvement of other Healthcare Professionals in patient management, and discharge planning issues	3	
Ethical considerations, discussion on patient involvement and acceptance of proposed plan of action	3	
Presentation of case report, fluency and competence in interpretation of history and examination findings	2	
Clarity and coherence of written case notes, conclusions and investigation/management plan	2	
	<b>TOTAL</b>	
<b>TOTAL MARK (Out of 35): (A) 30-35=Exceptional, (B) 24-29=Good pass, (C) 16-23=Pass, (D) 9-15 Poor, (E) 1-8 Very Poor</b>		

**SUPERVISOR COMMENTS**

Supervisor Signature:	Date:	Students awarded an <b>E</b> grade will be required to repeat the report
Print Name:	Position:	
		<b>ACUTE CASE REPORT GRADE</b>
Student Signature:	Date:	A – Outstanding
		B – Good
		C – Satisfactory
		D – Poor
		E – Very Poor

**Please comment on students strengths and suggested areas of improvement :**

**Year 6 Professional Work Experience  
Acute Case Report**

**Student Name:** Miss Elsa Butrous  
**Attachment:** PWE In Surgery  
**Hospital:** Northwick Park Hospital  
**Date:** 30 April 2012 to 18 May 2012

**CID:** 467287



This assessment should be performed under 'exam' conditions. The student should be allocated a case to clerk whom she/he has not previously seen. The student should be allocated 45 minutes to take a history and examine the patient, and then given 10 minutes to complete their write-up. The assessors should then examine the student on their findings for 15 minutes, completing the marking sheet and awarding a grade. This form should be returned to the FEO **by the student** along with their clerking notes, within 2 weeks of completing the attachment. The PWE assessment form should be returned to the FEO by the student.

CRITERIA FOR ASSESSMENT	MAXIMUM MARK	AWARDED MARK
History content (full, relevant, and focussed to acute presenting complaint)	5	
Physical examination findings, systematically reported, and appropriate highlighting of abnormal findings	5	
Demonstrating of examination of main system involved with presenting complaint, and correct identification of relevant abnormal physical findings	5	
Formulation of a working diagnosis and possible differential diagnoses	2	
Initial Investigation plan, with appropriate use of key tests, giving reasons and priority	4	
Initial treatment plan, including immediate and subsequent therapeutic options relating to primary diagnosis	4	
Involvement of other Healthcare Professionals in patient management, and discharge planning issues	3	
Ethical considerations, discussion on patient involvement and acceptance of proposed plan of action	3	
Presentation of case report, fluency and competence in interpretation of history and examination findings	2	
Clarity and coherence of written case notes, conclusions and investigation/management plan	2	
	<b>TOTAL</b>	
<b>TOTAL MARK (Out of 35): (A) 30-35=Exceptional, (B) 24-29=Good pass, (C) 16-23=Pass, (D) 9-15 Poor, (E) 1-8 Very Poor</b>		

**SUPERVISOR COMMENTS**


Supervisor Signature:	Date:	Students awarded an <b>E</b> grade will be required to repeat the report
Print Name:	Position:	
		<b>ACUTE CASE REPORT GRADE</b>
Student Signature:	Date:	A – Outstanding
		B – Good
		C – Satisfactory
		D – Poor
		E – Very Poor

**Please comment on students strengths and suggested areas of improvement :**



**Year 6 Professional Work Experience  
Acute Case Report**

**Student Name:** Mr Daniel Richard Philip Cadoux-Hudson **CID:** 470326  
**Attachment:** PWE In Surgery  
**Hospital:** St Mary's Hospital  
**Date:** 30 April 2012 to 18 May 2012



This assessment should be performed under 'exam' conditions. The student should be allocated a case to clerk whom she/he has not previously seen. The student should be allocated 45 minutes to take a history and examine the patient, and then given 10 minutes to complete their write-up. The assessors should then examine the student on their findings for 15 minutes, completing the marking sheet and awarding a grade. This form should be returned to the FEO **by the student** along with their clerking notes, within 2 weeks of completing the attachment. The PWE assessment form should be returned to the FEO by the student.

CRITERIA FOR ASSESSMENT	MAXIMUM MARK	AWARDED MARK
History content (full, relevant, and focussed to acute presenting complaint)	5	
Physical examination findings, systematically reported, and appropriate highlighting of abnormal findings	5	
Demonstrating of examination of main system involved with presenting complaint, and correct identification of relevant abnormal physical findings	5	
Formulation of a working diagnosis and possible differential diagnoses	2	
Initial Investigation plan, with appropriate use of key tests, giving reasons and priority	4	
Initial treatment plan, including immediate and subsequent therapeutic options relating to primary diagnosis	4	
Involvement of other Healthcare Professionals in patient management, and discharge planning issues	3	
Ethical considerations, discussion on patient involvement and acceptance of proposed plan of action	3	
Presentation of case report, fluency and competence in interpretation of history and examination findings	2	
Clarity and coherence of written case notes, conclusions and investigation/management plan	2	
	<b>TOTAL</b>	
<b>TOTAL MARK (Out of 35): (A) 30-35=Exceptional, (B) 24-29=Good pass, (C) 16-23=Pass, (D) 9-15 Poor, (E) 1-8 Very Poor</b>		

**SUPERVISOR COMMENTS**

Supervisor Signature:	Date:	Students awarded an <b>E</b> grade will be required to repeat the report
Print Name:	Position:	
		<b>ACUTE CASE REPORT GRADE</b>
Student Signature:	Date:	A – Outstanding
		B – Good
		C – Satisfactory
		D – Poor
		E – Very Poor

**Please comment on students strengths and suggested areas of improvement :**

**Year 6 Professional Work Experience  
Acute Case Report**

**Student Name:** Miss Rachel Carten  
**Attachment:** PWE In Surgery  
**Hospital:** St Mary's Hospital  
**Date:** 30 April 2012 to 18 May 2012

**CID:** 467113



This assessment should be performed under 'exam' conditions. The student should be allocated a case to clerk whom she/he has not previously seen. The student should be allocated 45 minutes to take a history and examine the patient, and then given 10 minutes to complete their write-up. The assessors should then examine the student on their findings for 15 minutes, completing the marking sheet and awarding a grade. This form should be returned to the FEO **by the student** along with their clerking notes, within 2 weeks of completing the attachment. The PWE assessment form should be returned to the FEO by the student.

CRITERIA FOR ASSESSMENT	MAXIMUM MARK	AWARDED MARK
History content (full, relevant, and focussed to acute presenting complaint)	5	
Physical examination findings, systematically reported, and appropriate highlighting of abnormal findings	5	
Demonstrating of examination of main system involved with presenting complaint, and correct identification of relevant abnormal physical findings	5	
Formulation of a working diagnosis and possible differential diagnoses	2	
Initial Investigation plan, with appropriate use of key tests, giving reasons and priority	4	
Initial treatment plan, including immediate and subsequent therapeutic options relating to primary diagnosis	4	
Involvement of other Healthcare Professionals in patient management, and discharge planning issues	3	
Ethical considerations, discussion on patient involvement and acceptance of proposed plan of action	3	
Presentation of case report, fluency and competence in interpretation of history and examination findings	2	
Clarity and coherence of written case notes, conclusions and investigation/management plan	2	
	<b>TOTAL</b>	
<b>TOTAL MARK (Out of 35): (A) 30-35=Exceptional, (B) 24-29=Good pass, (C) 16-23=Pass, (D) 9-15 Poor, (E) 1-8 Very Poor</b>		

**SUPERVISOR COMMENTS**

Supervisor Signature:	Date:	Students awarded an <b>E</b> grade will be required to repeat the report
Print Name:	Position:	
		<b>ACUTE CASE REPORT GRADE</b>
Student Signature:	Date:	A – Outstanding
		B – Good
		C – Satisfactory
		D – Poor
		E – Very Poor

**Please comment on students strengths and suggested areas of improvement :**

**Year 6 Professional Work Experience  
Acute Case Report**

**Student Name:** Miss Ley Taing Chan  
**Attachment:** PWE In Surgery  
**Hospital:** Charing Cross Hospital  
**Date:** 30 April 2012 to 18 May 2012

**CID:** 608648



This assessment should be performed under 'exam' conditions. The student should be allocated a case to clerk whom she/he has not previously seen. The student should be allocated 45 minutes to take a history and examine the patient, and then given 10 minutes to complete their write-up. The assessors should then examine the student on their findings for 15 minutes, completing the marking sheet and awarding a grade. This form should be returned to the FEO **by the student** along with their clerking notes, within 2 weeks of completing the attachment. The PWE assessment form should be returned to the FEO by the student.

CRITERIA FOR ASSESSMENT	MAXIMUM MARK	AWARDED MARK
History content (full, relevant, and focussed to acute presenting complaint)	5	
Physical examination findings, systematically reported, and appropriate highlighting of abnormal findings	5	
Demonstrating of examination of main system involved with presenting complaint, and correct identification of relevant abnormal physical findings	5	
Formulation of a working diagnosis and possible differential diagnoses	2	
Initial Investigation plan, with appropriate use of key tests, giving reasons and priority	4	
Initial treatment plan, including immediate and subsequent therapeutic options relating to primary diagnosis	4	
Involvement of other Healthcare Professionals in patient management, and discharge planning issues	3	
Ethical considerations, discussion on patient involvement and acceptance of proposed plan of action	3	
Presentation of case report, fluency and competence in interpretation of history and examination findings	2	
Clarity and coherence of written case notes, conclusions and investigation/management plan	2	
	<b>TOTAL</b>	
<b>TOTAL MARK (Out of 35): (A) 30-35=Exceptional, (B) 24-29=Good pass, (C) 16-23=Pass, (D) 9-15 Poor, (E) 1-8 Very Poor</b>		

**SUPERVISOR COMMENTS**

Supervisor Signature:	Date:	Students awarded an <b>E</b> grade will be required to repeat the report
Print Name:	Position:	
		<b>ACUTE CASE REPORT GRADE</b>
Student Signature:	Date:	A – Outstanding
		B – Good
		C – Satisfactory
		D – Poor
		E – Very Poor

**Please comment on students strengths and suggested areas of improvement :**

**Year 6 Professional Work Experience  
Acute Case Report**

**Student Name:** Miss Ya Fong Gloria Chan  
**Attachment:** PWE In Surgery  
**Hospital:** Northwick Park Hospital  
**Date:** 30 April 2012 to 18 May 2012

**CID:** 410461



This assessment should be performed under 'exam' conditions. The student should be allocated a case to clerk whom she/he has not previously seen. The student should be allocated 45 minutes to take a history and examine the patient, and then given 10 minutes to complete their write-up. The assessors should then examine the student on their findings for 15 minutes, completing the marking sheet and awarding a grade. This form should be returned to the FEO **by the student** along with their clerking notes, within 2 weeks of completing the attachment. The PWE assessment form should be returned to the FEO by the student.


CRITERIA FOR ASSESSMENT	MAXIMUM MARK	AWARDED MARK
History content (full, relevant, and focussed to acute presenting complaint)	5	
Physical examination findings, systematically reported, and appropriate highlighting of abnormal findings	5	
Demonstrating of examination of main system involved with presenting complaint, and correct identification of relevant abnormal physical findings	5	
Formulation of a working diagnosis and possible differential diagnoses	2	
Initial Investigation plan, with appropriate use of key tests, giving reasons and priority	4	
Initial treatment plan, including immediate and subsequent therapeutic options relating to primary diagnosis	4	
Involvement of other Healthcare Professionals in patient management, and discharge planning issues	3	
Ethical considerations, discussion on patient involvement and acceptance of proposed plan of action	3	
Presentation of case report, fluency and competence in interpretation of history and examination findings	2	
Clarity and coherence of written case notes, conclusions and investigation/management plan	2	
	<b>TOTAL</b>	
<b>TOTAL MARK (Out of 35): (A) 30-35=Exceptional, (B) 24-29=Good pass, (C) 16-23=Pass, (D) 9-15 Poor, (E) 1-8 Very Poor</b>		

**SUPERVISOR COMMENTS**

Supervisor Signature:	Date:	Students awarded an <b>E</b> grade will be required to repeat the report
Print Name:	Position:	
		<b>ACUTE CASE REPORT GRADE</b>
Student Signature:	Date:	A – Outstanding
		B – Good
		C – Satisfactory
		D – Poor
		E – Very Poor

**Please comment on students strengths and suggested areas of improvement :**

**Student Name:** Miss Simran Mary Rose Chaudhri **CID:** 554847  
**Attachment:** PWE In Surgery  
**Hospital:** St Mary's Hospital  
**Date:** 30 April 2012 to 18 May 2012



This assessment should be performed under 'exam' conditions. The student should be allocated a case to clerk whom she/he has not previously seen. The student should be allocated 45 minutes to take a history and examine the patient, and then given 10 minutes to complete their write-up. The assessors should then examine the student on their findings for 15 minutes, completing the marking sheet and awarding a grade. This form should be returned to the FEO **by the student** along with their clerking notes, within 2 weeks of completing the attachment. The PWE assessment form should be returned to the FEO by the student.

CRITERIA FOR ASSESSMENT	MAXIMUM MARK	AWARDED MARK
History content (full, relevant, and focussed to acute presenting complaint)	5	
Physical examination findings, systematically reported, and appropriate highlighting of abnormal findings	5	
Demonstrating of examination of main system involved with presenting complaint, and correct identification of relevant abnormal physical findings	5	
Formulation of a working diagnosis and possible differential diagnoses	2	
Initial Investigation plan, with appropriate use of key tests, giving reasons and priority	4	
Initial treatment plan, including immediate and subsequent therapeutic options relating to primary diagnosis	4	
Involvement of other Healthcare Professionals in patient management, and discharge planning issues	3	
Ethical considerations, discussion on patient involvement and acceptance of proposed plan of action	3	
Presentation of case report, fluency and competence in interpretation of history and examination findings	2	
Clarity and coherence of written case notes, conclusions and investigation/management plan	2	
	<b>TOTAL</b>	
<b>TOTAL MARK (Out of 35): (A) 30-35=Exceptional, (B) 24-29=Good pass, (C) 16-23=Pass, (D) 9-15 Poor, (E) 1-8 Very Poor</b>		

**SUPERVISOR COMMENTS**

Supervisor Signature:	Date:	Students awarded an <b>E</b> grade will be required to repeat the report
Print Name:	Position:	
		<b>ACUTE CASE REPORT GRADE</b>
Student Signature:	Date:	A – Outstanding
		B – Good
		C – Satisfactory
		D – Poor
		E – Very Poor

**Please comment on students strengths and suggested areas of improvement :**

**Student Name:** Mr Gabriel Liu Yuan Cher  
**Attachment:** PWE In Medicine  
**Hospital:** Ealing Hospital  
**Date:** 30 April 2012 to 18 May 2012

**CID:** 472042



This assessment should be performed under 'exam' conditions. The student should be allocated a case to clerk whom she/he has not previously seen. The student should be allocated 45 minutes to take a history and examine the patient, and then given 10 minutes to complete their write-up. The assessors should then examine the student on their findings for 15 minutes, completing the marking sheet and awarding a grade. This form should be returned to the FEO **by the student** along with their clerking notes, within 2 weeks of completing the attachment. The PWE assessment form should be returned to the FEO by the student.

CRITERIA FOR ASSESSMENT	MAXIMUM MARK	AWARDED MARK
History content (full, relevant, and focussed to acute presenting complaint)	5	
Physical examination findings, systematically reported, and appropriate highlighting of abnormal findings	5	
Demonstrating of examination of main system involved with presenting complaint, and correct identification of relevant abnormal physical findings	5	
Formulation of a working diagnosis and possible differential diagnoses	2	
Initial Investigation plan, with appropriate use of key tests, giving reasons and priority	4	
Initial treatment plan, including immediate and subsequent therapeutic options relating to primary diagnosis	4	
Involvement of other Healthcare Professionals in patient management, and discharge planning issues	3	
Ethical considerations, discussion on patient involvement and acceptance of proposed plan of action	3	
Presentation of case report, fluency and competence in interpretation of history and examination findings	2	
Clarity and coherence of written case notes, conclusions and investigation/management plan	2	
	<b>TOTAL</b>	
<b>TOTAL MARK (Out of 35): (A) 30-35=Exceptional, (B) 24-29=Good pass, (C) 16-23=Pass, (D) 9-15 Poor, (E) 1-8 Very Poor</b>		

**SUPERVISOR COMMENTS**

Supervisor Signature:	Date:	Students awarded an <b>E</b> grade will be required to repeat the report
Print Name:	Position:	
		<b>ACUTE CASE REPORT GRADE</b>
Student Signature:	Date:	A – Outstanding
		B – Good
		C – Satisfactory
		D – Poor
		E – Very Poor

**Please comment on students strengths and suggested areas of improvement :**

**Student Name:** Mr Ivan Hoi Wei Cheung  
**Attachment:** PWE In Medicine  
**Hospital:** St Mary's Hospital  
**Date:** 30 April 2012 to 18 May 2012

**CID:** 409394



This assessment should be performed under 'exam' conditions. The student should be allocated a case to clerk whom she/he has not previously seen. The student should be allocated 45 minutes to take a history and examine the patient, and then given 10 minutes to complete their write-up. The assessors should then examine the student on their findings for 15 minutes, completing the marking sheet and awarding a grade. This form should be returned to the FEO **by the student** along with their clerking notes, within 2 weeks of completing the attachment. The PWE assessment form should be returned to the FEO by the student.

CRITERIA FOR ASSESSMENT	MAXIMUM MARK	AWARDED MARK
History content (full, relevant, and focussed to acute presenting complaint)	5	
Physical examination findings, systematically reported, and appropriate highlighting of abnormal findings	5	
Demonstrating of examination of main system involved with presenting complaint, and correct identification of relevant abnormal physical findings	5	
Formulation of a working diagnosis and possible differential diagnoses	2	
Initial Investigation plan, with appropriate use of key tests, giving reasons and priority	4	
Initial treatment plan, including immediate and subsequent therapeutic options relating to primary diagnosis	4	
Involvement of other Healthcare Professionals in patient management, and discharge planning issues	3	
Ethical considerations, discussion on patient involvement and acceptance of proposed plan of action	3	
Presentation of case report, fluency and competence in interpretation of history and examination findings	2	
Clarity and coherence of written case notes, conclusions and investigation/management plan	2	
	<b>TOTAL</b>	
<b>TOTAL MARK (Out of 35): (A) 30-35=Exceptional, (B) 24-29=Good pass, (C) 16-23=Pass, (D) 9-15 Poor, (E) 1-8 Very Poor</b>		

**SUPERVISOR COMMENTS**

Supervisor Signature:	Date:	Students awarded an <b>E</b> grade will be required to repeat the report
Print Name:	Position:	
		<b>ACUTE CASE REPORT GRADE</b>
Student Signature:	Date:	A – Outstanding
		B – Good
		C – Satisfactory
		D – Poor
		E – Very Poor

**Please comment on students strengths and suggested areas of improvement :**

**Year 6 Professional Work Experience  
Acute Case Report**

**Student Name:** Miss Anika Choraria  
**Attachment:** PWE In Medicine  
**Hospital:** St Mary's Hospital  
**Date:** 30 April 2012 to 18 May 2012

**CID:** 467218



This assessment should be performed under 'exam' conditions. The student should be allocated a case to clerk whom she/he has not previously seen. The student should be allocated 45 minutes to take a history and examine the patient, and then given 10 minutes to complete their write-up. The assessors should then examine the student on their findings for 15 minutes, completing the marking sheet and awarding a grade. This form should be returned to the FEO **by the student** along with their clerking notes, within 2 weeks of completing the attachment. The PWE assessment form should be returned to the FEO by the student.

CRITERIA FOR ASSESSMENT	MAXIMUM MARK	AWARDED MARK
History content (full, relevant, and focussed to acute presenting complaint)	5	
Physical examination findings, systematically reported, and appropriate highlighting of abnormal findings	5	
Demonstrating of examination of main system involved with presenting complaint, and correct identification of relevant abnormal physical findings	5	
Formulation of a working diagnosis and possible differential diagnoses	2	
Initial Investigation plan, with appropriate use of key tests, giving reasons and priority	4	
Initial treatment plan, including immediate and subsequent therapeutic options relating to primary diagnosis	4	
Involvement of other Healthcare Professionals in patient management, and discharge planning issues	3	
Ethical considerations, discussion on patient involvement and acceptance of proposed plan of action	3	
Presentation of case report, fluency and competence in interpretation of history and examination findings	2	
Clarity and coherence of written case notes, conclusions and investigation/management plan	2	
	<b>TOTAL</b>	
<b>TOTAL MARK (Out of 35): (A) 30-35=Exceptional, (B) 24-29=Good pass, (C) 16-23=Pass, (D) 9-15 Poor, (E) 1-8 Very Poor</b>		

**SUPERVISOR COMMENTS**

Supervisor Signature:	Date:	Students awarded an <b>E</b> grade will be required to repeat the report
Print Name:	Position:	
		<b>ACUTE CASE REPORT GRADE</b>
Student Signature:	Date:	A – Outstanding
		B – Good
		C – Satisfactory
		D – Poor
		E – Very Poor

**Please comment on students strengths and suggested areas of improvement :**



**Year 6 Professional Work Experience  
Acute Case Report**

**Student Name:** Mr Ji Jian Chow  
**Attachment:** PWE In Surgery  
**Hospital:** Charing Cross Hospital  
**Date:** 30 April 2012 to 18 May 2012

**CID:** 466813



This assessment should be performed under 'exam' conditions. The student should be allocated a case to clerk whom she/he has not previously seen. The student should be allocated 45 minutes to take a history and examine the patient, and then given 10 minutes to complete their write-up. The assessors should then examine the student on their findings for 15 minutes, completing the marking sheet and awarding a grade. This form should be returned to the FEO **by the student** along with their clerking notes, within 2 weeks of completing the attachment. The PWE assessment form should be returned to the FEO by the student.

CRITERIA FOR ASSESSMENT	MAXIMUM MARK	AWARDED MARK
History content (full, relevant, and focussed to acute presenting complaint)	5	
Physical examination findings, systematically reported, and appropriate highlighting of abnormal findings	5	
Demonstrating of examination of main system involved with presenting complaint, and correct identification of relevant abnormal physical findings	5	
Formulation of a working diagnosis and possible differential diagnoses	2	
Initial Investigation plan, with appropriate use of key tests, giving reasons and priority	4	
Initial treatment plan, including immediate and subsequent therapeutic options relating to primary diagnosis	4	
Involvement of other Healthcare Professionals in patient management, and discharge planning issues	3	
Ethical considerations, discussion on patient involvement and acceptance of proposed plan of action	3	
Presentation of case report, fluency and competence in interpretation of history and examination findings	2	
Clarity and coherence of written case notes, conclusions and investigation/management plan	2	
	<b>TOTAL</b>	
<b>TOTAL MARK (Out of 35): (A) 30-35=Exceptional, (B) 24-29=Good pass, (C) 16-23=Pass, (D) 9-15 Poor, (E) 1-8 Very Poor</b>		

**SUPERVISOR COMMENTS**

Supervisor Signature:	Date:	Students awarded an <b>E</b> grade will be required to repeat the report
Print Name:	Position:	
		<b>ACUTE CASE REPORT GRADE</b>
Student Signature:	Date:	A – Outstanding
		B – Good
		C – Satisfactory
		D – Poor
		E – Very Poor

**Please comment on students strengths and suggested areas of improvement :**

**Student Name:** Mr Victor Yung Sin Chow  
**Attachment:** PWE In Surgery  
**Hospital:** West Middlesex Hospital  
**Date:** 30 April 2012 to 18 May 2012

**CID:** 468717



This assessment should be performed under 'exam' conditions. The student should be allocated a case to clerk whom she/he has not previously seen. The student should be allocated 45 minutes to take a history and examine the patient, and then given 10 minutes to complete their write-up. The assessors should then examine the student on their findings for 15 minutes, completing the marking sheet and awarding a grade. This form should be returned to the FEO **by the student** along with their clerking notes, within 2 weeks of completing the attachment. The PWE assessment form should be returned to the FEO by the student.

CRITERIA FOR ASSESSMENT	MAXIMUM MARK	AWARDED MARK
History content (full, relevant, and focussed to acute presenting complaint)	5	
Physical examination findings, systematically reported, and appropriate highlighting of abnormal findings	5	
Demonstrating of examination of main system involved with presenting complaint, and correct identification of relevant abnormal physical findings	5	
Formulation of a working diagnosis and possible differential diagnoses	2	
Initial Investigation plan, with appropriate use of key tests, giving reasons and priority	4	
Initial treatment plan, including immediate and subsequent therapeutic options relating to primary diagnosis	4	
Involvement of other Healthcare Professionals in patient management, and discharge planning issues	3	
Ethical considerations, discussion on patient involvement and acceptance of proposed plan of action	3	
Presentation of case report, fluency and competence in interpretation of history and examination findings	2	
Clarity and coherence of written case notes, conclusions and investigation/management plan	2	
	<b>TOTAL</b>	
<b>TOTAL MARK (Out of 35): (A) 30-35=Exceptional, (B) 24-29=Good pass, (C) 16-23=Pass, (D) 9-15 Poor, (E) 1-8 Very Poor</b>		

**SUPERVISOR COMMENTS**


Supervisor Signature:	Date:	Students awarded an <b>E</b> grade will be required to repeat the report
Print Name:	Position:	
		<b>ACUTE CASE REPORT GRADE</b>
Student Signature:	Date:	A – Outstanding
		B – Good
		C – Satisfactory
		D – Poor
		E – Very Poor

**Please comment on students strengths and suggested areas of improvement :**

**Year 6 Professional Work Experience  
Acute Case Report**

**Student Name:** Mr Charles Robert Cleland  
**Attachment:** PWE In Surgery  
**Hospital:** Charing Cross Hospital  
**Date:** 30 April 2012 to 18 May 2012

**CID:** 472739



This assessment should be performed under 'exam' conditions. The student should be allocated a case to clerk whom she/he has not previously seen. The student should be allocated 45 minutes to take a history and examine the patient, and then given 10 minutes to complete their write-up. The assessors should then examine the student on their findings for 15 minutes, completing the marking sheet and awarding a grade. This form should be returned to the FEO **by the student** along with their clerking notes, within 2 weeks of completing the attachment. The PWE assessment form should be returned to the FEO by the student.

CRITERIA FOR ASSESSMENT	MAXIMUM MARK	AWARDED MARK
History content (full, relevant, and focussed to acute presenting complaint)	5	
Physical examination findings, systematically reported, and appropriate highlighting of abnormal findings	5	
Demonstrating of examination of main system involved with presenting complaint, and correct identification of relevant abnormal physical findings	5	
Formulation of a working diagnosis and possible differential diagnoses	2	
Initial Investigation plan, with appropriate use of key tests, giving reasons and priority	4	
Initial treatment plan, including immediate and subsequent therapeutic options relating to primary diagnosis	4	
Involvement of other Healthcare Professionals in patient management, and discharge planning issues	3	
Ethical considerations, discussion on patient involvement and acceptance of proposed plan of action	3	
Presentation of case report, fluency and competence in interpretation of history and examination findings	2	
Clarity and coherence of written case notes, conclusions and investigation/management plan	2	
	<b>TOTAL</b>	
<b>TOTAL MARK (Out of 35): (A) 30-35=Exceptional, (B) 24-29=Good pass, (C) 16-23=Pass, (D) 9-15 Poor, (E) 1-8 Very Poor</b>		

**SUPERVISOR COMMENTS**

Supervisor Signature:	Date:	Students awarded an <b>E</b> grade will be required to repeat the report
Print Name:	Position:	
		<b>ACUTE CASE REPORT GRADE</b>
Student Signature:	Date:	A – Outstanding
		B – Good
		C – Satisfactory
		D – Poor
		E – Very Poor

**Please comment on students strengths and suggested areas of improvement :**

**Year 6 Professional Work Experience  
Acute Case Report**

**Student Name:** Miss Ailish Coblentz  
**Attachment:** PWE In Medicine  
**Hospital:** Charing Cross Hospital  
**Date:** 30 April 2012 to 18 May 2012

**CID:** 554490



This assessment should be performed under 'exam' conditions. The student should be allocated a case to clerk whom she/he has not previously seen. The student should be allocated 45 minutes to take a history and examine the patient, and then given 10 minutes to complete their write-up. The assessors should then examine the student on their findings for 15 minutes, completing the marking sheet and awarding a grade. This form should be returned to the FEO **by the student** along with their clerking notes, within 2 weeks of completing the attachment. The PWE assessment form should be returned to the FEO by the student.

CRITERIA FOR ASSESSMENT	MAXIMUM MARK	AWARDED MARK
History content (full, relevant, and focussed to acute presenting complaint)	5	
Physical examination findings, systematically reported, and appropriate highlighting of abnormal findings	5	
Demonstrating of examination of main system involved with presenting complaint, and correct identification of relevant abnormal physical findings	5	
Formulation of a working diagnosis and possible differential diagnoses	2	
Initial Investigation plan, with appropriate use of key tests, giving reasons and priority	4	
Initial treatment plan, including immediate and subsequent therapeutic options relating to primary diagnosis	4	
Involvement of other Healthcare Professionals in patient management, and discharge planning issues	3	
Ethical considerations, discussion on patient involvement and acceptance of proposed plan of action	3	
Presentation of case report, fluency and competence in interpretation of history and examination findings	2	
Clarity and coherence of written case notes, conclusions and investigation/management plan	2	
	<b>TOTAL</b>	
<b>TOTAL MARK (Out of 35): (A) 30-35=Exceptional, (B) 24-29=Good pass, (C) 16-23=Pass, (D) 9-15 Poor, (E) 1-8 Very Poor</b>		

**SUPERVISOR COMMENTS**

Supervisor Signature:	Date:	Students awarded an <b>E</b> grade will be required to repeat the report
Print Name:	Position:	
		<b>ACUTE CASE REPORT GRADE</b>
Student Signature:	Date:	A – Outstanding
		B – Good
		C – Satisfactory
		D – Poor
		E – Very Poor

**Please comment on students strengths and suggested areas of improvement :**

**Year 6 Professional Work Experience  
Acute Case Report**

**Student Name:** Mr Oliver Cousins **CID:** 469054  
**Attachment:** PWE In Medicine  
**Hospital:** Chelsea and Westminster Hospital  
**Date:** 30 April 2012 to 18 May 2012



This assessment should be performed under 'exam' conditions. The student should be allocated a case to clerk whom she/he has not previously seen. The student should be allocated 45 minutes to take a history and examine the patient, and then given 10 minutes to complete their write-up. The assessors should then examine the student on their findings for 15 minutes, completing the marking sheet and awarding a grade. This form should be returned to the FEO **by the student** along with their clerking notes, within 2 weeks of completing the attachment. The PWE assessment form should be returned to the FEO by the student.

CRITERIA FOR ASSESSMENT	MAXIMUM MARK	AWARDED MARK
History content (full, relevant, and focussed to acute presenting complaint)	5	
Physical examination findings, systematically reported, and appropriate highlighting of abnormal findings	5	
Demonstrating of examination of main system involved with presenting complaint, and correct identification of relevant abnormal physical findings	5	
Formulation of a working diagnosis and possible differential diagnoses	2	
Initial Investigation plan, with appropriate use of key tests, giving reasons and priority	4	
Initial treatment plan, including immediate and subsequent therapeutic options relating to primary diagnosis	4	
Involvement of other Healthcare Professionals in patient management, and discharge planning issues	3	
Ethical considerations, discussion on patient involvement and acceptance of proposed plan of action	3	
Presentation of case report, fluency and competence in interpretation of history and examination findings	2	
Clarity and coherence of written case notes, conclusions and investigation/management plan	2	
	<b>TOTAL</b>	
<b>TOTAL MARK (Out of 35): (A) 30-35=Exceptional, (B) 24-29=Good pass, (C) 16-23=Pass, (D) 9-15 Poor, (E) 1-8 Very Poor</b>		

**SUPERVISOR COMMENTS**


Supervisor Signature:	Date:	Students awarded an <b>E</b> grade will be required to repeat the report
Print Name:	Position:	
		<b>ACUTE CASE REPORT GRADE</b>
Student Signature:	Date:	A – Outstanding
		B – Good
		C – Satisfactory
		D – Poor
		E – Very Poor

**Please comment on students strengths and suggested areas of improvement :**

**Year 6 Professional Work Experience  
Acute Case Report**

**Student Name:** Mr Nikunj Nipul Davda  
**Attachment:** PWE In Surgery  
**Hospital:** Ealing Hospital  
**Date:** 30 April 2012 to 18 May 2012

**CID:** 466297



This assessment should be performed under 'exam' conditions. The student should be allocated a case to clerk whom she/he has not previously seen. The student should be allocated 45 minutes to take a history and examine the patient, and then given 10 minutes to complete their write-up. The assessors should then examine the student on their findings for 15 minutes, completing the marking sheet and awarding a grade. This form should be returned to the FEO **by the student** along with their clerking notes, within 2 weeks of completing the attachment. The PWE assessment form should be returned to the FEO by the student.

CRITERIA FOR ASSESSMENT	MAXIMUM MARK	AWARDED MARK
History content (full, relevant, and focussed to acute presenting complaint)	5	
Physical examination findings, systematically reported, and appropriate highlighting of abnormal findings	5	
Demonstrating of examination of main system involved with presenting complaint, and correct identification of relevant abnormal physical findings	5	
Formulation of a working diagnosis and possible differential diagnoses	2	
Initial Investigation plan, with appropriate use of key tests, giving reasons and priority	4	
Initial treatment plan, including immediate and subsequent therapeutic options relating to primary diagnosis	4	
Involvement of other Healthcare Professionals in patient management, and discharge planning issues	3	
Ethical considerations, discussion on patient involvement and acceptance of proposed plan of action	3	
Presentation of case report, fluency and competence in interpretation of history and examination findings	2	
Clarity and coherence of written case notes, conclusions and investigation/management plan	2	
	<b>TOTAL</b>	
<b>TOTAL MARK (Out of 35): (A) 30-35=Exceptional, (B) 24-29=Good pass, (C) 16-23=Pass, (D) 9-15 Poor, (E) 1-8 Very Poor</b>		

**SUPERVISOR COMMENTS**

Supervisor Signature:	Date:	Students awarded an <b>E</b> grade will be required to repeat the report
Print Name:	Position:	
		<b>ACUTE CASE REPORT GRADE</b>
Student Signature:	Date:	A – Outstanding
		B – Good
		C – Satisfactory
		D – Poor
		E – Very Poor

**Please comment on students strengths and suggested areas of improvement :**

**Year 6 Professional Work Experience  
Acute Case Report**

**Student Name:** Miss Miriam Sarah Kahan  
**Attachment:** PWE In Surgery  
**Hospital:** Northwick Park Hospital  
**Date:** 30 April 2012 to 18 May 2012

**CID:** 456561



This assessment should be performed under 'exam' conditions. The student should be allocated a case to clerk whom she/he has not previously seen. The student should be allocated 45 minutes to take a history and examine the patient, and then given 10 minutes to complete their write-up. The assessors should then examine the student on their findings for 15 minutes, completing the marking sheet and awarding a grade. This form should be returned to the FEO **by the student** along with their clerking notes, within 2 weeks of completing the attachment. The PWE assessment form should be returned to the FEO by the student.

CRITERIA FOR ASSESSMENT	MAXIMUM MARK	AWARDED MARK
History content (full, relevant, and focussed to acute presenting complaint)	5	
Physical examination findings, systematically reported, and appropriate highlighting of abnormal findings	5	
Demonstrating of examination of main system involved with presenting complaint, and correct identification of relevant abnormal physical findings	5	
Formulation of a working diagnosis and possible differential diagnoses	2	
Initial Investigation plan, with appropriate use of key tests, giving reasons and priority	4	
Initial treatment plan, including immediate and subsequent therapeutic options relating to primary diagnosis	4	
Involvement of other Healthcare Professionals in patient management, and discharge planning issues	3	
Ethical considerations, discussion on patient involvement and acceptance of proposed plan of action	3	
Presentation of case report, fluency and competence in interpretation of history and examination findings	2	
Clarity and coherence of written case notes, conclusions and investigation/management plan	2	
	<b>TOTAL</b>	
<b>TOTAL MARK (Out of 35): (A) 30-35=Exceptional, (B) 24-29=Good pass, (C) 16-23=Pass, (D) 9-15 Poor, (E) 1-8 Very Poor</b>		

**SUPERVISOR COMMENTS**

Supervisor Signature:	Date:	Students awarded an <b>E</b> grade will be required to repeat the report
Print Name:	Position:	
		<b>ACUTE CASE REPORT GRADE</b>
Student Signature:	Date:	A – Outstanding
		B – Good
		C – Satisfactory
		D – Poor
		E – Very Poor

**Please comment on students strengths and suggested areas of improvement :**

**Year 6 Professional Work Experience  
Acute Case Report**

**Student Name:** Mr Ross Kernohan  
**Attachment:** PWE In Surgery  
**Hospital:** St Mary's Hospital  
**Date:** 30 April 2012 to 18 May 2012

**CID:** 356204



This assessment should be performed under 'exam' conditions. The student should be allocated a case to clerk whom she/he has not previously seen. The student should be allocated 45 minutes to take a history and examine the patient, and then given 10 minutes to complete their write-up. The assessors should then examine the student on their findings for 15 minutes, completing the marking sheet and awarding a grade. This form should be returned to the FEO **by the student** along with their clerking notes, within 2 weeks of completing the attachment. The PWE assessment form should be returned to the FEO by the student.

CRITERIA FOR ASSESSMENT	MAXIMUM MARK	AWARDED MARK
History content (full, relevant, and focussed to acute presenting complaint)	5	
Physical examination findings, systematically reported, and appropriate highlighting of abnormal findings	5	
Demonstrating of examination of main system involved with presenting complaint, and correct identification of relevant abnormal physical findings	5	
Formulation of a working diagnosis and possible differential diagnoses	2	
Initial Investigation plan, with appropriate use of key tests, giving reasons and priority	4	
Initial treatment plan, including immediate and subsequent therapeutic options relating to primary diagnosis	4	
Involvement of other Healthcare Professionals in patient management, and discharge planning issues	3	
Ethical considerations, discussion on patient involvement and acceptance of proposed plan of action	3	
Presentation of case report, fluency and competence in interpretation of history and examination findings	2	
Clarity and coherence of written case notes, conclusions and investigation/management plan	2	
	<b>TOTAL</b>	
<b>TOTAL MARK (Out of 35): (A) 30-35=Exceptional, (B) 24-29=Good pass, (C) 16-23=Pass, (D) 9-15 Poor, (E) 1-8 Very Poor</b>		

**SUPERVISOR COMMENTS**

Supervisor Signature:	Date:	Students awarded an <b>E</b> grade will be required to repeat the report
Print Name:	Position:	
		<b>ACUTE CASE REPORT GRADE</b>
Student Signature:	Date:	A – Outstanding
		B – Good
		C – Satisfactory
		D – Poor
		E – Very Poor

**Please comment on students strengths and suggested areas of improvement :**



**Year 6 Professional Work Experience  
Acute Case Report**

**Student Name:** Mr Aaron Mason **CID:** 402532  
**Attachment:** PWE In Medicine  
**Hospital:** Chelsea and Westminster Hospital  
**Date:** 30 April 2012 to 18 May 2012



This assessment should be performed under 'exam' conditions. The student should be allocated a case to clerk whom she/he has not previously seen. The student should be allocated 45 minutes to take a history and examine the patient, and then given 10 minutes to complete their write-up. The assessors should then examine the student on their findings for 15 minutes, completing the marking sheet and awarding a grade. This form should be returned to the FEO **by the student** along with their clerking notes, within 2 weeks of completing the attachment. The PWE assessment form should be returned to the FEO by the student.

CRITERIA FOR ASSESSMENT	MAXIMUM MARK	AWARDED MARK
History content (full, relevant, and focussed to acute presenting complaint)	5	
Physical examination findings, systematically reported, and appropriate highlighting of abnormal findings	5	
Demonstrating of examination of main system involved with presenting complaint, and correct identification of relevant abnormal physical findings	5	
Formulation of a working diagnosis and possible differential diagnoses	2	
Initial Investigation plan, with appropriate use of key tests, giving reasons and priority	4	
Initial treatment plan, including immediate and subsequent therapeutic options relating to primary diagnosis	4	
Involvement of other Healthcare Professionals in patient management, and discharge planning issues	3	
Ethical considerations, discussion on patient involvement and acceptance of proposed plan of action	3	
Presentation of case report, fluency and competence in interpretation of history and examination findings	2	
Clarity and coherence of written case notes, conclusions and investigation/management plan	2	
	<b>TOTAL</b>	
<b>TOTAL MARK (Out of 35): (A) 30-35=Exceptional, (B) 24-29=Good pass, (C) 16-23=Pass, (D) 9-15 Poor, (E) 1-8 Very Poor</b>		

**SUPERVISOR COMMENTS**

Supervisor Signature:	Date:	Students awarded an <b>E</b> grade will be required to repeat the report
Print Name:	Position:	
		<b>ACUTE CASE REPORT GRADE</b>
Student Signature:	Date:	A – Outstanding
		B – Good
		C – Satisfactory
		D – Poor
		E – Very Poor

**Please comment on students strengths and suggested areas of improvement :**

**Student Name:** Mr Ahmed Ali Syed  
**Attachment:** PWE In Medicine  
**Hospital:** Ealing Hospital  
**Date:** 30 April 2012 to 18 May 2012

**CID:** 485505



This assessment should be performed under 'exam' conditions. The student should be allocated a case to clerk whom she/he has not previously seen. The student should be allocated 45 minutes to take a history and examine the patient, and then given 10 minutes to complete their write-up. The assessors should then examine the student on their findings for 15 minutes, completing the marking sheet and awarding a grade. This form should be returned to the FEO **by the student** along with their clerking notes, within 2 weeks of completing the attachment. The PWE assessment form should be returned to the FEO by the student.

CRITERIA FOR ASSESSMENT	MAXIMUM MARK	AWARDED MARK
History content (full, relevant, and focussed to acute presenting complaint)	5	
Physical examination findings, systematically reported, and appropriate highlighting of abnormal findings	5	
Demonstrating of examination of main system involved with presenting complaint, and correct identification of relevant abnormal physical findings	5	
Formulation of a working diagnosis and possible differential diagnoses	2	
Initial Investigation plan, with appropriate use of key tests, giving reasons and priority	4	
Initial treatment plan, including immediate and subsequent therapeutic options relating to primary diagnosis	4	
Involvement of other Healthcare Professionals in patient management, and discharge planning issues	3	
Ethical considerations, discussion on patient involvement and acceptance of proposed plan of action	3	
Presentation of case report, fluency and competence in interpretation of history and examination findings	2	
Clarity and coherence of written case notes, conclusions and investigation/management plan	2	
	<b>TOTAL</b>	
<b>TOTAL MARK (Out of 35): (A) 30-35=Exceptional, (B) 24-29=Good pass, (C) 16-23=Pass, (D) 9-15 Poor, (E) 1-8 Very Poor</b>		

**SUPERVISOR COMMENTS**

Supervisor Signature:	Date:	Students awarded an <b>E</b> grade will be required to repeat the report
Print Name:	Position:	
		<b>ACUTE CASE REPORT GRADE</b>
Student Signature:	Date:	A – Outstanding
		B – Good
		C – Satisfactory
		D – Poor
		E – Very Poor

**Please comment on students strengths and suggested areas of improvement :**

**Year 6 Professional Work Experience  
Acute Case Report**

**Student Name:** Miss Gillian Talbot **CID:** 239931  
**Attachment:** PWE In Medicine  
**Hospital:** Chelsea and Westminster Hospital  
**Date:** 30 April 2012 to 18 May 2012



This assessment should be performed under 'exam' conditions. The student should be allocated a case to clerk whom she/he has not previously seen. The student should be allocated 45 minutes to take a history and examine the patient, and then given 10 minutes to complete their write-up. The assessors should then examine the student on their findings for 15 minutes, completing the marking sheet and awarding a grade. This form should be returned to the FEO **by the student** along with their clerking notes, within 2 weeks of completing the attachment. The PWE assessment form should be returned to the FEO by the student.

CRITERIA FOR ASSESSMENT	MAXIMUM MARK	AWARDED MARK
History content (full, relevant, and focussed to acute presenting complaint)	5	
Physical examination findings, systematically reported, and appropriate highlighting of abnormal findings	5	
Demonstrating of examination of main system involved with presenting complaint, and correct identification of relevant abnormal physical findings	5	
Formulation of a working diagnosis and possible differential diagnoses	2	
Initial Investigation plan, with appropriate use of key tests, giving reasons and priority	4	
Initial treatment plan, including immediate and subsequent therapeutic options relating to primary diagnosis	4	
Involvement of other Healthcare Professionals in patient management, and discharge planning issues	3	
Ethical considerations, discussion on patient involvement and acceptance of proposed plan of action	3	
Presentation of case report, fluency and competence in interpretation of history and examination findings	2	
Clarity and coherence of written case notes, conclusions and investigation/management plan	2	
	<b>TOTAL</b>	
<b>TOTAL MARK (Out of 35): (A) 30-35=Exceptional, (B) 24-29=Good pass, (C) 16-23=Pass, (D) 9-15 Poor, (E) 1-8 Very Poor</b>		

**SUPERVISOR COMMENTS**

Supervisor Signature:	Date:	Students awarded an <b>E</b> grade will be required to repeat the report
Print Name:	Position:	
		<b>ACUTE CASE REPORT GRADE</b>
Student Signature:	Date:	A – Outstanding
		B – Good
		C – Satisfactory
		D – Poor
		E – Very Poor

**Please comment on students strengths and suggested areas of improvement :**

**Year 6 Professional Work Experience  
Acute Case Report**

**Student Name:** Miss Katherine Elizabeth Uvelli **CID:** 548563  
**Attachment:** PWE In Surgery  
**Hospital:** Chelsea and Westminster Hospital  
**Date:** 30 April 2012 to 18 May 2012



This assessment should be performed under 'exam' conditions. The student should be allocated a case to clerk whom she/he has not previously seen. The student should be allocated 45 minutes to take a history and examine the patient, and then given 10 minutes to complete their write-up. The assessors should then examine the student on their findings for 15 minutes, completing the marking sheet and awarding a grade. This form should be returned to the FEO **by the student** along with their clerking notes, within 2 weeks of completing the attachment. The PWE assessment form should be returned to the FEO by the student.

CRITERIA FOR ASSESSMENT	MAXIMUM MARK	AWARDED MARK
History content (full, relevant, and focussed to acute presenting complaint)	5	
Physical examination findings, systematically reported, and appropriate highlighting of abnormal findings	5	
Demonstrating of examination of main system involved with presenting complaint, and correct identification of relevant abnormal physical findings	5	
Formulation of a working diagnosis and possible differential diagnoses	2	
Initial Investigation plan, with appropriate use of key tests, giving reasons and priority	4	
Initial treatment plan, including immediate and subsequent therapeutic options relating to primary diagnosis	4	
Involvement of other Healthcare Professionals in patient management, and discharge planning issues	3	
Ethical considerations, discussion on patient involvement and acceptance of proposed plan of action	3	
Presentation of case report, fluency and competence in interpretation of history and examination findings	2	
Clarity and coherence of written case notes, conclusions and investigation/management plan	2	
	<b>TOTAL</b>	
<b>TOTAL MARK (Out of 35): (A) 30-35=Exceptional, (B) 24-29=Good pass, (C) 16-23=Pass, (D) 9-15 Poor, (E) 1-8 Very Poor</b>		

**SUPERVISOR COMMENTS**

Supervisor Signature:	Date:	Students awarded an <b>E</b> grade will be required to repeat the report
Print Name:	Position:	
		<b>ACUTE CASE REPORT GRADE</b>
Student Signature:	Date:	A – Outstanding
		B – Good
		C – Satisfactory
		D – Poor
		E – Very Poor

**Please comment on students strengths and suggested areas of improvement :**